



THE KOSOVO REHABILITATION CENTRE FOR TORTURE
QENDRA KOSOVARE PËR REHABILITIMIN E TË MBIJETUARVE TË TORTURËS

Statistical Data

KRCT clients during 2006-2008

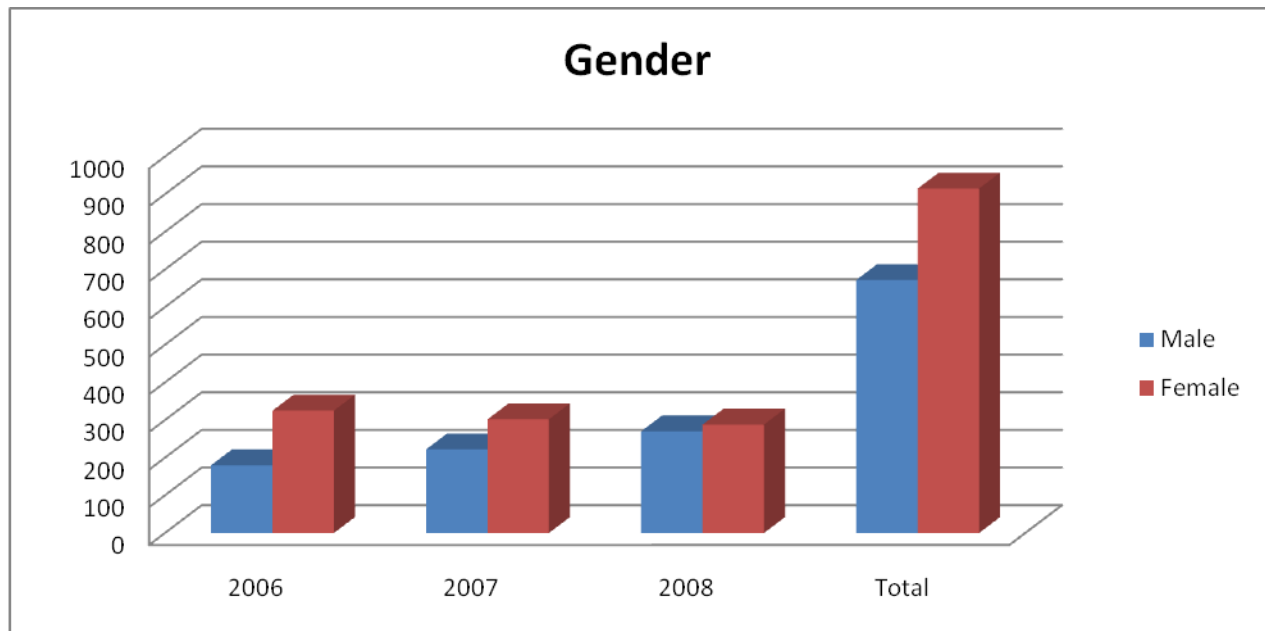
Mimoza SALIHU
15-30.01.2009

In 2004 using Microsoft Access KRCT has developed a valuable Client Tracking database that contains information on methods of torture, time and, place where torture occurred and the impact of torture on mental and physical health and all information relevant to torture-related psychological consequences .KRCT on a daily basis collects data from our clients' files in order to provide an updated data collection. This activity allows to have an in-depth understanding of our clients' needs and consequently to improve the therapeutic work of the rehabilitation staff. 1587 clients have been registered (reporting period) and the majority of them received long-term treatment from the Centre's multidisciplinary team based on their needs for treatment.

Table: 1

Number of clients in years by gender.				
	2006	2007	2008	Total
<i>Male</i>	180	222	270	672
<i>Female</i>	325	302	288	915
<i>Total number of the clients</i>	505	524	558	1587

Figure 1 Number of clients -Gender



Number of clients in years				
	2006	2007	2008	Total
<i>New clients</i>	458	422	456	1336
<i>On-going</i>	47	102	102	251
<i>Total number of the clients</i>	505	524	558	1587

Number of ongoing clients

	2006	2007	2008	Total
2007			66	66
2006		67	14	81
2005	32	25	13	70
2004	15	10	9	34
	47	102	102	251

Table: 2

Target Groups				
	2006	2007	2008	Total
<i>Torture victims</i>	29	65	66	160
<i>Ex prisoners</i>	9	23	27	59
<i>Family members killed</i>	143	121	115	379
<i>Family members disappeared</i>	28	14	14	56
<i>Constrainedly displacement</i>	55	137	189	381
<i>Family members imprisoned</i>	7	32	30	69
<i>Family members under treatment in KRCT</i>	16	18	13	47
<i>Others</i>	218	114	104	436
<i>Total number of the clients</i>	505	524	558	1587

From the clients' target group, persons whose family members were killed are the biggest group.

Table: 3

Referred by whom				
	2006	2007	2008	Total
<i>Self Referred</i>	135	122	180	437
<i>FMC(Family Medicine Center)</i>	138	148	154	441
<i>NGO-s and Institutions</i>	5	23	9	37
<i>others Sources</i>	227	231	215	672
<i>Total number of the clients</i>	505	524	558	1587

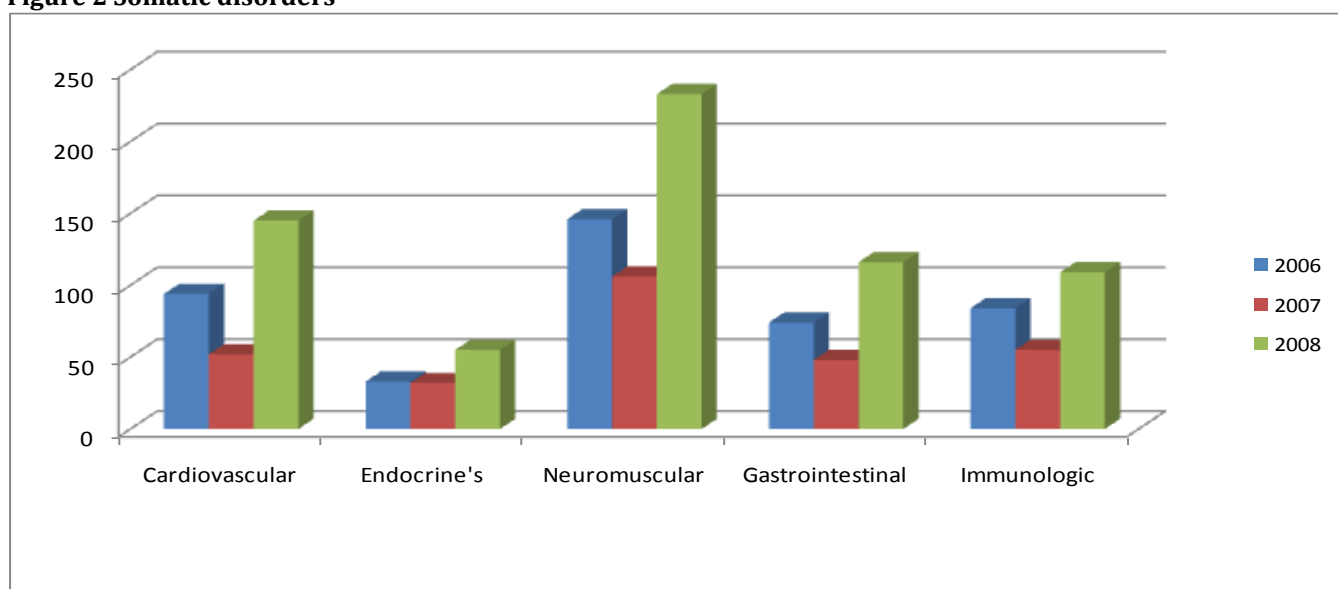
Psychological, physical and social rehabilitation of torture and trauma victims is continuing in all KRCT branches (Pristina, Skenderaj/Serbica, Decani, Podujeva, Suhareka, Drenas/ Glogovc, Klina and Kaçanik). Multidisciplinary teamwork remains the basic principle of rehabilitation. For admission, each client is interviewed by a social worker or a medical doctor. Then the assessment of physical, social and mental symptoms is done by specialists (psychologists or psychiatrists). The prescribed treatment, which includes psychological, medical, social and legal services, is delivered to the beneficiaries on a day - by day basis. Rehabilitation helps torture victims to cope with their traumatic experiences and overcome victimization attitude. When needed, pharmacotherapy and social counselling are offered.

Several psychological treatment methods have been used: Individual Psychotherapy (consultation, support and counselling), Group Psychotherapy, Cognitive Behaviour Therapy, Body Therapy, Family Therapy, Expressive-Creative Therapy and Debriefing.

Table: 4

Somatic complains				
	2006	2007	2008	Total
<i>Neuromuscular:</i>	146	106	233	485
<i>Cardiovascular:</i>	94	52	145	291
<i>Immunologic:</i>	84	55	109	248
<i>Gastrointestinal:</i>	74	48	116	238
<i>Endocrine's:</i>	33	32	55	120
<i>other complains</i>	74	231		305
Total number of the clients	505	524	558	1587

100 clients have has more them one somatic disorder in year 2008

Figure 2 Somatic disorders

87.08% of total number of the clients that have sought treatment form KRCT has been identified with somatic complains and have been provided with medical assistance.

Table: 5

Mental complains				
Years:	2006	2007	2008	Total
<i>Cognitive:</i>	219	198	256	673
<i>Emotional:</i>	190	148	257	595
<i>Behaviour:</i>	104	79	142	325
Total number of the clients	505	524	558	1587

Figure 3 Mental Complains

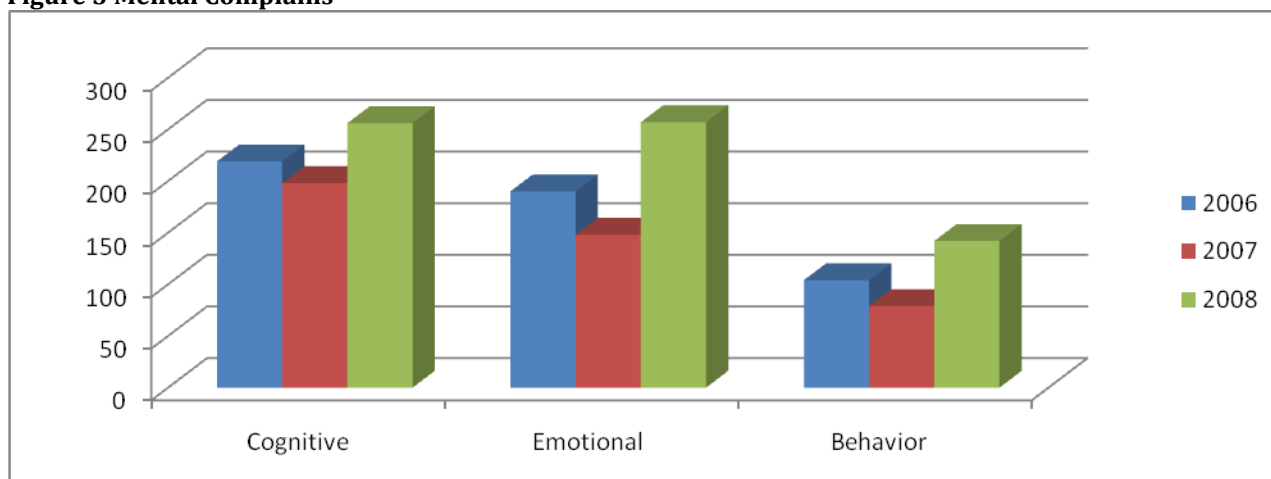


Table: 6

<i>Years</i>	<i>Diagnosis</i>			<i>Total</i>
	2006	2007	2008	
Number of clients who suffers from :				
<i>F43-1 - PTSD</i>	213	171	175	559
<i>F41-1 - Panic disorder</i>	2	9	1	12
<i>F41-0 - Generalized anxiety :</i>	21	6	20	47
<i>F32-2/33-2 - Depression:</i>	44	40	59	143
<i>F32-2/33-3 - Psychotic Depression</i>	4	4	9	17
<i>F40 - Phobic disorder:</i>	7	2	1	10
<i>F10 - Alcohol addiction :</i>	0	1	3	4
<i>F11 - Drug addiction :</i>	0	2	9	11
<i>F45 - Psychosomatic disorders :</i>	50	19	22	91
<i>F45-2 - hypochondriac disorder:</i>	0	0	2	2
<i>F48 - other neurotic disorder:</i>	19	9	8	36
<i>F91 - Great loss disorder:</i>	1	1	0	2
<i>F43-2 - Adapting disorder:</i>	1	1	1	3
<i>F31 - Bipolar disorder:</i>	1	2	8	11
<i>other disorder/complains</i>	134	241	240	615
Total number of the clients	505	524	558	1587

The most frequent psychological disorder with the heights values appears to be Post Traumatic Stress Disorder (PTSD) while the Convulsive disorder appears to have lowest comparing to others.

Table: 7

<i>Evaluation</i>				
<i>Years :</i>	2006	2008	2009	Total
Number of clients which have improvements in: (only the heights rate)				
<i>Quality of life:</i>	278	264	311	853
<i>Family relationship:</i>	278	260	312	850
<i>Social relationship:</i>	278	263	311	852
<i>Efficacy on work:</i>	278	261	311	850
Number of clients which have symptom reduction				
<i>A lot:</i>	73	60	69	202
<i>Average:</i>	176	177	216	569
<i>A little:</i>	29	33	31	93
<i>Not at all:</i>	1	6	5	12
				876
<i>Withdrawn/abstention from treatment:</i>	41	52	52	145
<i>On treatment (still on-going)</i>	123	69	50	324
<i>Completed treatment:</i>	328	274	346	948
<i>Missing data in total(clients have had only one session)</i>	13	129	110	252
Total number of the clients				1587

Major Improvements of the psychological and physical state of the clients are related to the reduction of the symptoms which are observed and noted by therapist and family members. The scales that have been used to measure the improvements are: Little, Average and A lot. From 948 clients (more than 1/3) that have completed the treatment, 48.58% (771) of the total have highly symptoms reduction?

Table: 8 Number of sessions

<i>Number of sessions</i>				
	2006	2007	2008	Total
<i>Psychiatrist/Psychologist</i>	2208	1607	1276	5091
<i>Medical Doctor</i>	474	344	388	1206
<i>Social Worker</i>	19	174	241	434

KRCT's part-time Legal Adviser supported 71 clients 188 consultations with legal advice in matters concerning social aid, pensions and employment. Most of the clients applying for social aid or invalidity pension had been refused two or three times before consulting our Legal Adviser. After sometimes lengthy procedures, their rights could be secured.

The Centre's clients belong to a vulnerable group of society with little economic resources. Few of them can afford a lawyer to represent them in court and their access to justice is therefore limited. In order to respond to this need, KRCT adjusted its internal regulations in October 2007 and enabled the Legal Adviser to represent her clients in court. So far, 3 clients have benefited from this new service.

In 2007 KRCT Social Worker in collaboration with "Nena Tarez" local NGO have provided to 91 KRCT clients with poor economical conditions a package with food, hygienic materials clothes and some equipment for dressmaking .